




2020 Annual Report

ROGERS FIRE DEPARTMENT





MISSION STATEMENT

To serve the community by extinguishing fires, responding to medical emergencies, fire prevention and minimize loss of life and property. We will achieve this through training, education, and teamwork among our members.



MESSAGE FROM THE CHIEF

On behalf of the members of the Rogers Fire Department (RFD), I am honored to present our Annual Report for 2020. This report illustrates our commitment to the residents, businesses, and visitors of our community and it highlights the exceptional work accomplished by our fire operations, EMS, fire prevention and administrative staff.

I am extremely proud of our Fire Department, and the high-level of quality service that we provide on a daily basis. Most notably, our Members ability to continue to provide care during the COVID Pandemic, while remaining safe with new protocols for FIRE/EMS response.

Our RFD Members go above and beyond in caring for our customers, while displaying respect and integrity.

Even though the State had multiple shut downs due to COVID19, our call volume did not decline. We ended 2020 with 569 calls for service and emergency responses, up 10% from 2019. As fire departments struggle to recruit new members, Rogers Fire Department staff continue to develop new strategies in recruitment and retention of paid on-call firefighters.

I would like to thank all of the RFD members for their professionalism and commitment at each level of our Department.

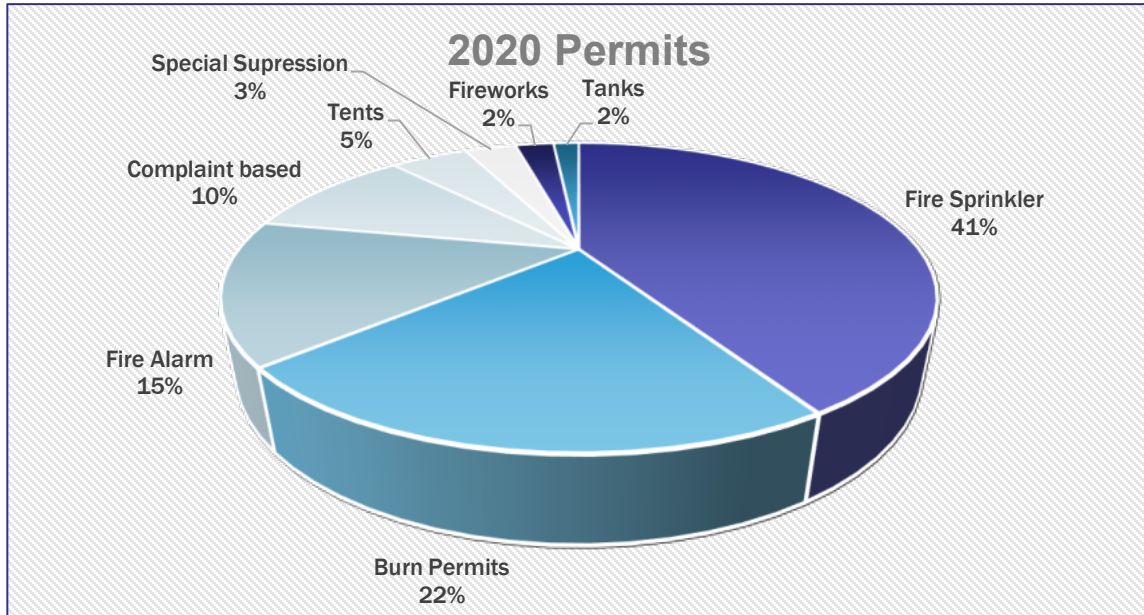
Respectfully Submitted,

Chief Brad Feist



**Striving for
excellence
with integrity
and respect
for our
community.**

PERMIT ACTIVITY



Type	2020 Permits
Fire Sprinkler	53
Burn Permits	28
Fire Alarm	19
Complaint based	13
Tents	6
Special Suppression	4
Fireworks	3
Tanks	2
Total	128

PREVENTION AND PUBLIC RELATIONS

In 2020, the Rogers Fire Department's prevention and public relations activities included coordinating, conducting and participating in the following activities:

- Virtual Station Tours
- Virtual training for the schools
- Fire Investigations
- Drive thru parade for National Night Out
- Shop with a Cop
- Rogers High School Drive Thru Graduation
- Virtual Birthday greetings
- Minnesota Homemade Mask Drive

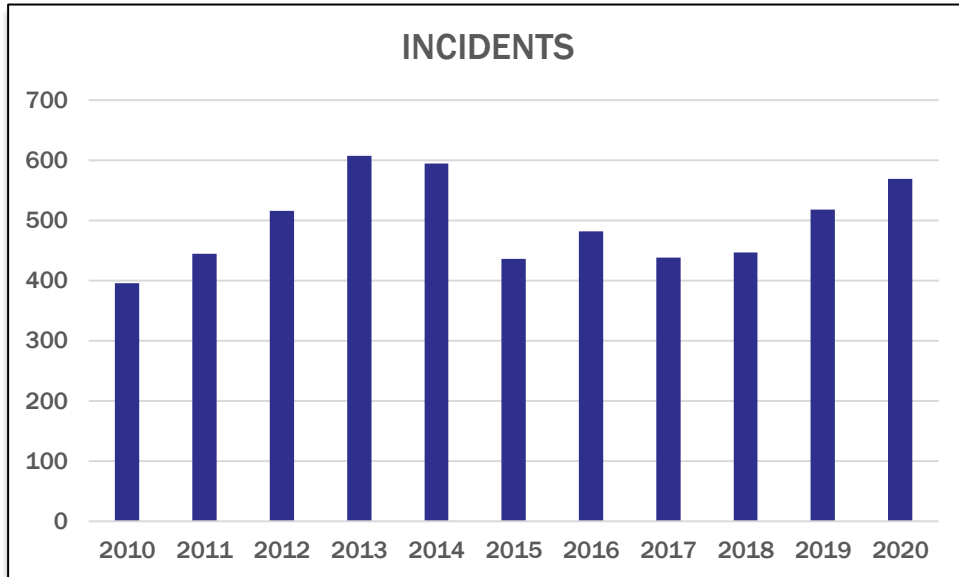


TRAINING

The Rogers Fire Department is committed to training in all areas of service. In 2020, it was no different, however we were required to pivot and change the way we conducted our training to keep our Members healthy and safe. Rogers Fire completed the following training events:

- Created and implemented virtual and in person training plans
- Conducted training on the first, third and potentially the fifth Tuesday of each month
- Emergency Medical Responder refresher training with North Memorial
- Hazmat and radiological emergency preparedness training
- Pump training
- Aerial device training
- Live house burn training
- Search and rescue training
- Auto extrication training
- Scene size up and radio operations training
- Water rescue training with ice rescue suits
- Conducted virtual fire alarm, 4 gas monitor, nozzles, wildland firefighting, basic fire dynamics, firefighter safety, positive pressure ventilation, vehicle fires through Central Lakes College
- Sexual Harassment Awareness, Bloodborne pathogens, Fire Extinguisher Safety, Lock-out Tag-out, and Employee Right to know training with Target Solutions
- Incident Command training for fire officers
- Relay pumping training
- Highway safety and cable barrier safety training
- Tanker drafting training for rural fire fighting
- Members certified in Fire Apparatus Operations
- Emergency Operation Center activation training

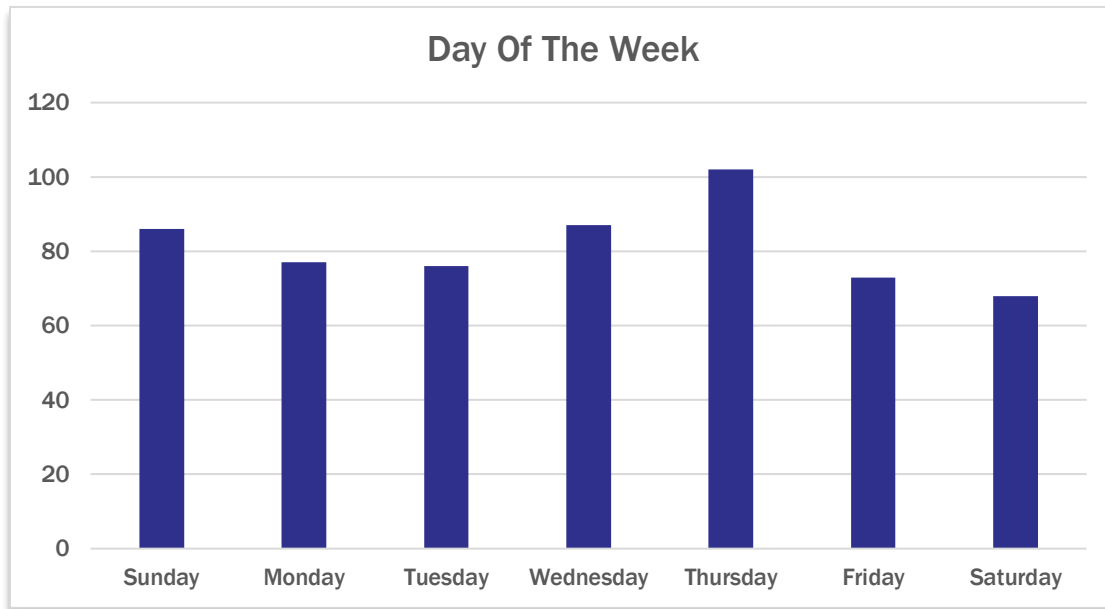
CALL VOLUME HISTORY



YEAR	INCIDENTS
2010	396
2011	445
2012	516
2013	607
2014	595
2015*	436
2016	482
2017	438
2018	447
2019	518
2020	569

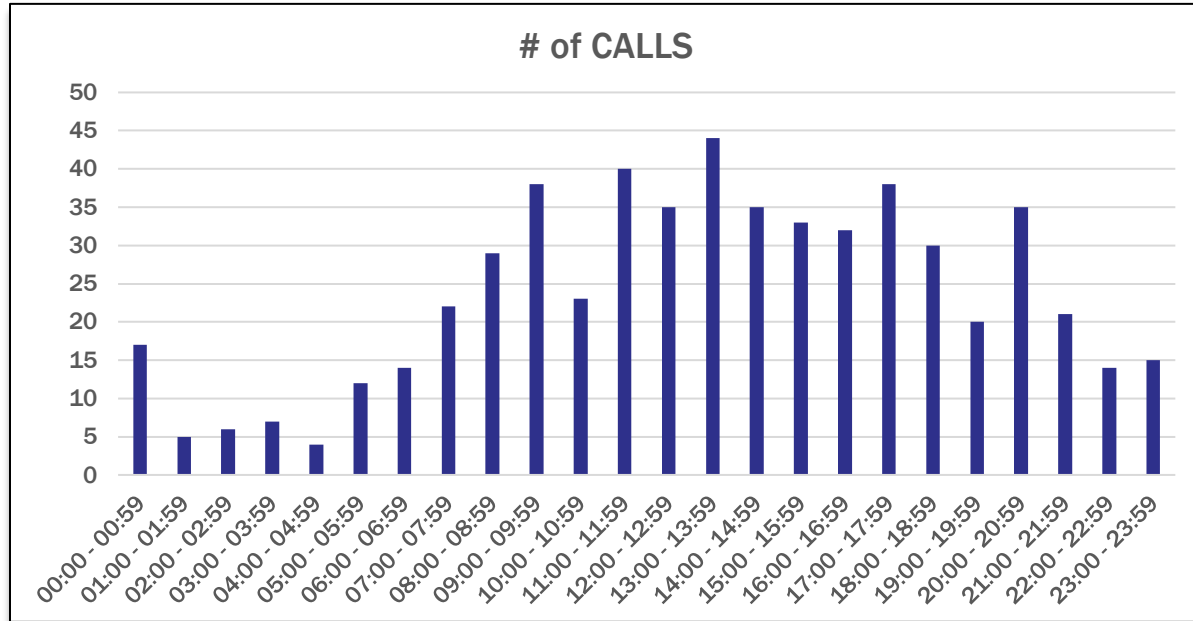
* It's important to note that in 2015 and going forward, RFD only responded to 7 CAD events for Medicals. Prior to 2015 it was 19 CAD events.

CALLS BY DAY OF THE WEEK



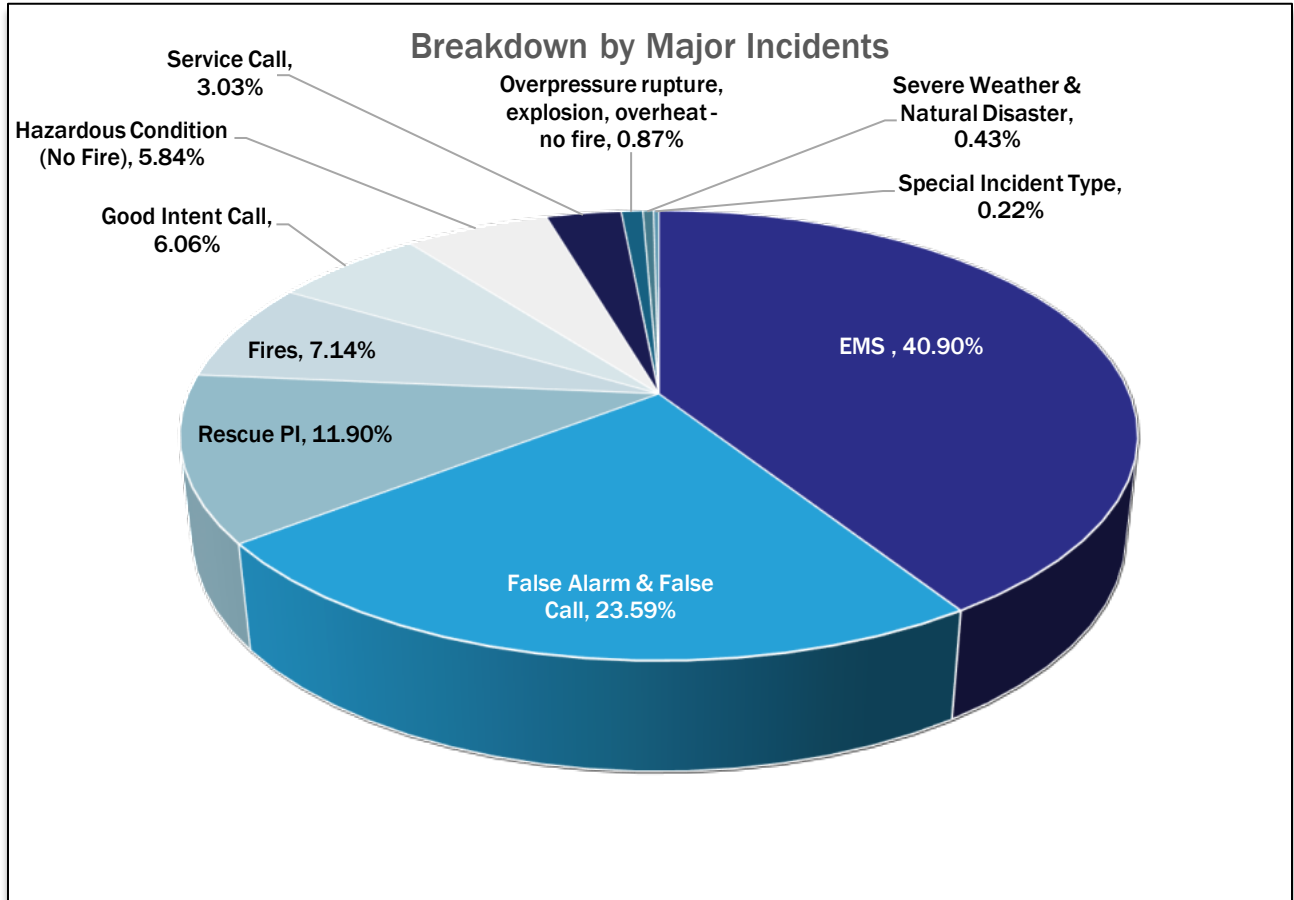
DAY OF THE WEEK	# INCIDENTS
Sunday	86
Monday	77
Tuesday	76
Wednesday	87
Thursday	102
Friday	73
Saturday	68
TOTAL	569

CALLS BY TIME OF DAY



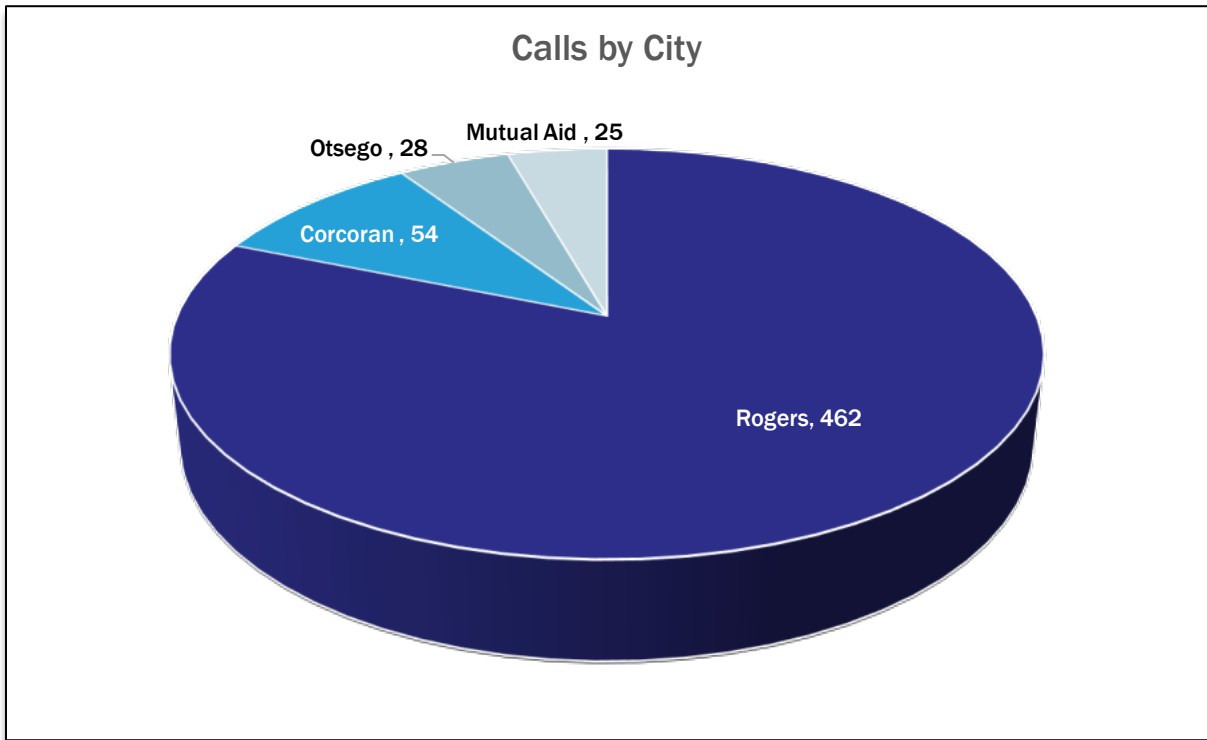
HOUR	# of CALLS
00:00 - 00:59	17
01:00 - 01:59	5
02:00 - 02:59	6
03:00 - 03:59	7
04:00 - 04:59	4
05:00 - 05:59	12
06:00 - 06:59	14
07:00 - 07:59	22
08:00 - 08:59	29
09:00 - 09:59	38
10:00 - 10:59	23
11:00 - 11:59	40
12:00 - 12:59	35
13:00 - 13:59	44
14:00 - 14:59	35
15:00 - 15:59	33
16:00 - 16:59	32
17:00 - 17:59	38
18:00 - 18:59	30
19:00 - 19:59	20
20:00 - 20:59	35
21:00 - 21:59	21
22:00 - 22:59	14
23:00 - 23:59	15

2020 Fire/EMS Call Activity



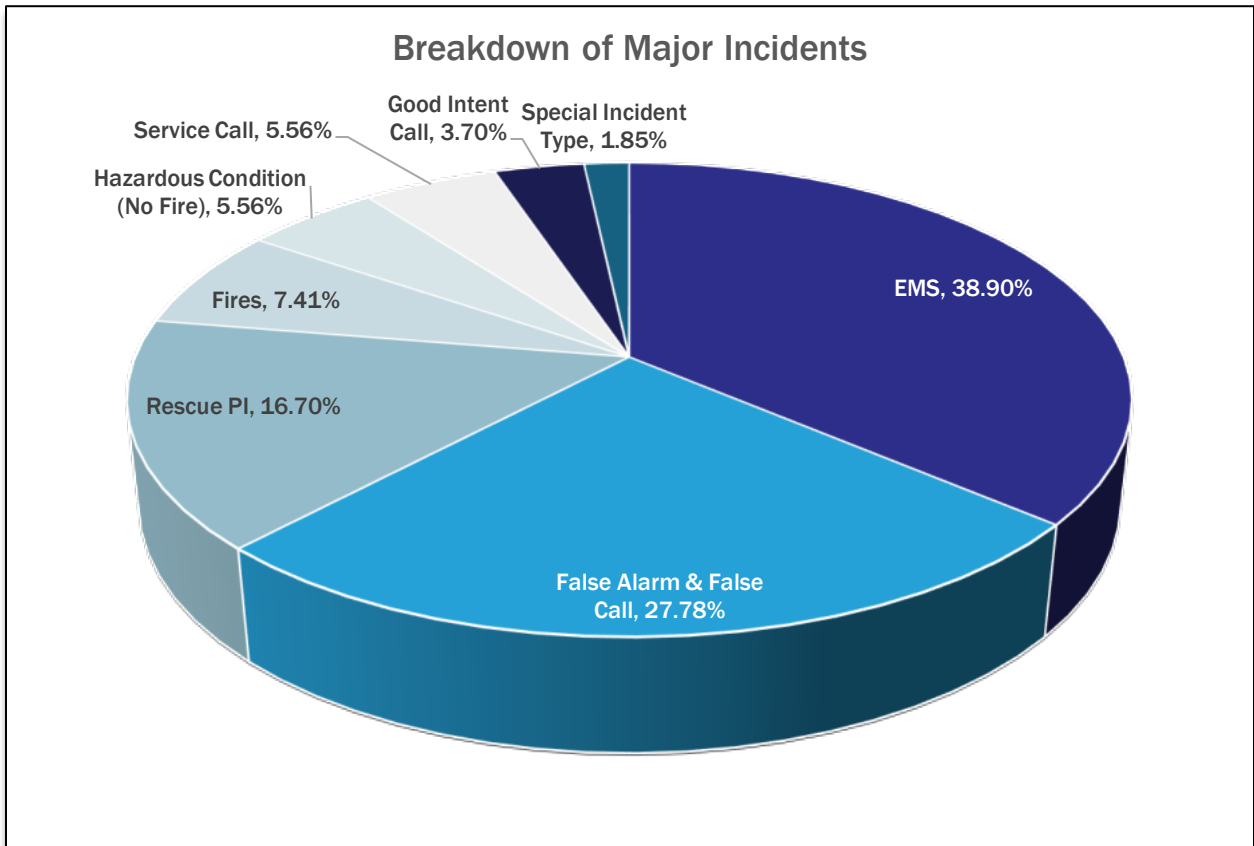
MAJOR INCIDENT TYPE	# INCIDENTS	% of TOTAL
EMS	189	40.90%
False Alarm & False Call	109	23.59%
Rescue PI	55	11.90%
Fires	33	7.14%
Good Intent Call	28	6.06%
Hazardous Condition (No Fire)	27	5.84%
Service Call	14	3.03%
Overpressure rupture, explosion, overheating - no fire	4	0.87%
Severe Weather & Natural Disaster	2	0.43%
Special Incident Type	1	0.22%
Total	569	100%

CALLS BY CITY



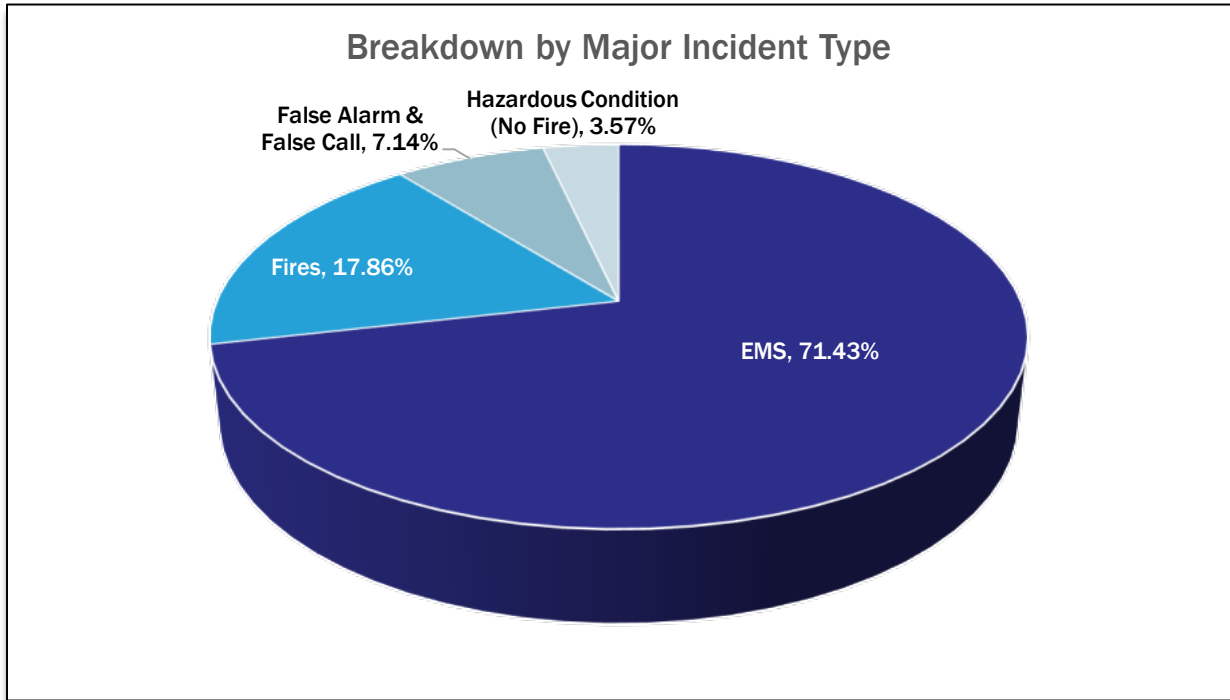
ZONE	NUMBER OF CALLS
Corcoran	54
Mutual Aid	25
Otsego	28
Rogers	462
TOTAL:	569

CALLS FOR CORCORAN



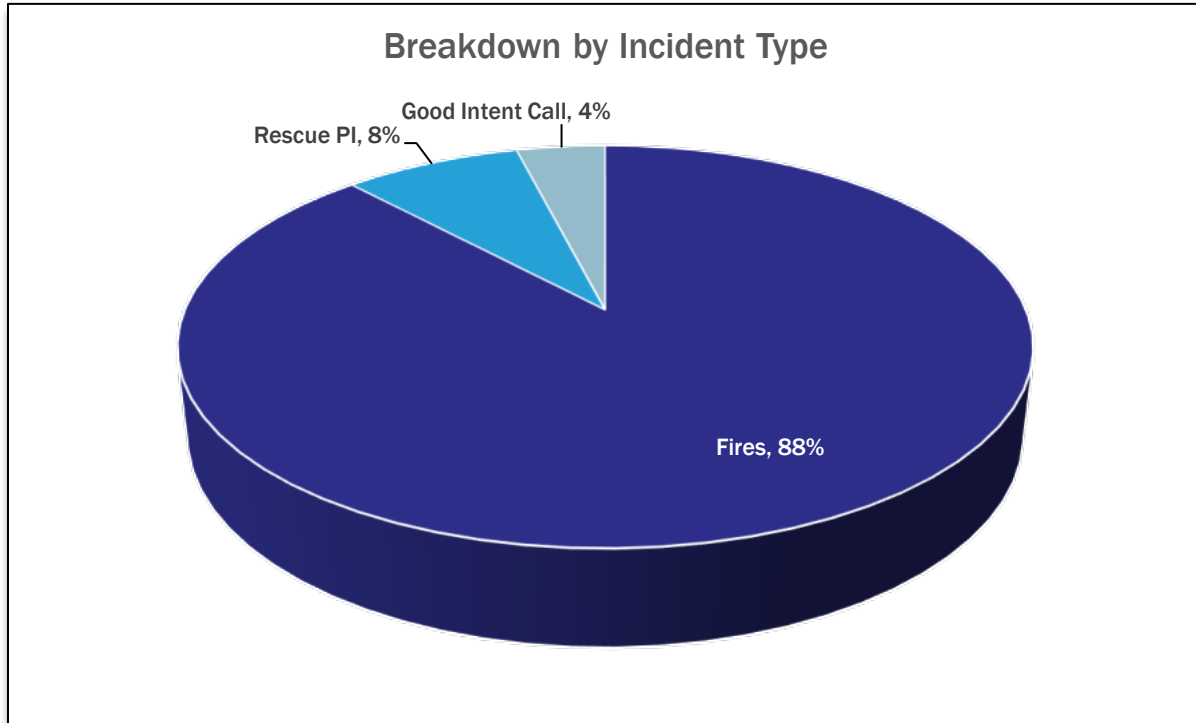
MAJOR INCIDENT TYPE	# INCIDENTS	% of TOTAL
Fires	4	7.41%
Rescue PI	9	16.70%
EMS	21	38.90%
Hazardous Condition (No Fire)	3	5.56%
Service Call	3	5.56%
Good Intent Call	2	3.70%
False Alarm & False Call	15	27.78%
Special Incident Type	1	1.85%
TOTAL	54	100%

CALLS FOR OTSEGO



MAJOR INCIDENT TYPE	# INCIDENTS	% of TOTAL
Fires	5	17.86%
EMS	20	71.43%
Hazardous Condition (No Fire)	1	3.57%
False Alarm & False Call	2	7.14%
TOTAL	28	100%

CALLS FOR MUTUAL AID



MAJOR INCIDENT TYPE	# INCIDENTS	% of TOTAL
Fires	22	88%
Rescue PI	2	8%
Good Intent Call	1	4%
TOTAL	25	100%

Mutual Aid provided to Brooklyn Center, Brooklyn Park, Crystal, Dayton, Elk River, Greenfield, Maple Grove, Otsego and St. Michael.

