



2021 Annual Report

ROGERS FIRE DEPARTMENT



MISSION STATEMENT

To serve the community by extinguishing fires, responding to medical emergencies, fire prevention and minimize loss of life and property. We will achieve this through training, education, and teamwork among our members.



MESSAGE FROM THE CHIEF

On behalf of the members of the Rogers Fire Department (RFD), I am honored to present our Annual Report for 2021. This report illustrates our commitment to the residents, businesses, and visitors of our community and it highlights the exceptional work accomplished by our fire operations, EMS, fire prevention, and administrative staff.

I am extremely proud of our Fire Department, and the high-level of quality service that we provide on a daily basis. During the COVID Pandemic our members were able to continue to provide care, while following safety protocols.

Our highlights for 2021 include the design/build of New Engine 21 with delivery scheduled for March of 2022, the purchase of land for New Station 2, improvements to our Fire Prevention program, increase in plan review and inspections of commercial and residential properties, and conducting in person training with smaller groups to limit COVID exposure.

Our RFD Members go above and beyond in caring for our customers, while displaying respect and integrity.

Our call volume increased in 2021. We ended 2021 with 692 calls for service and emergency responses, up 22% from 2020 and the highest we've ever seen. As fire departments struggle to recruit new members, Rogers Fire Department staff continue to develop new strategies in recruitment and retention of paid on-call firefighters.

I would like to thank all of the RFD members for their professionalism and commitment at each level of our Department.

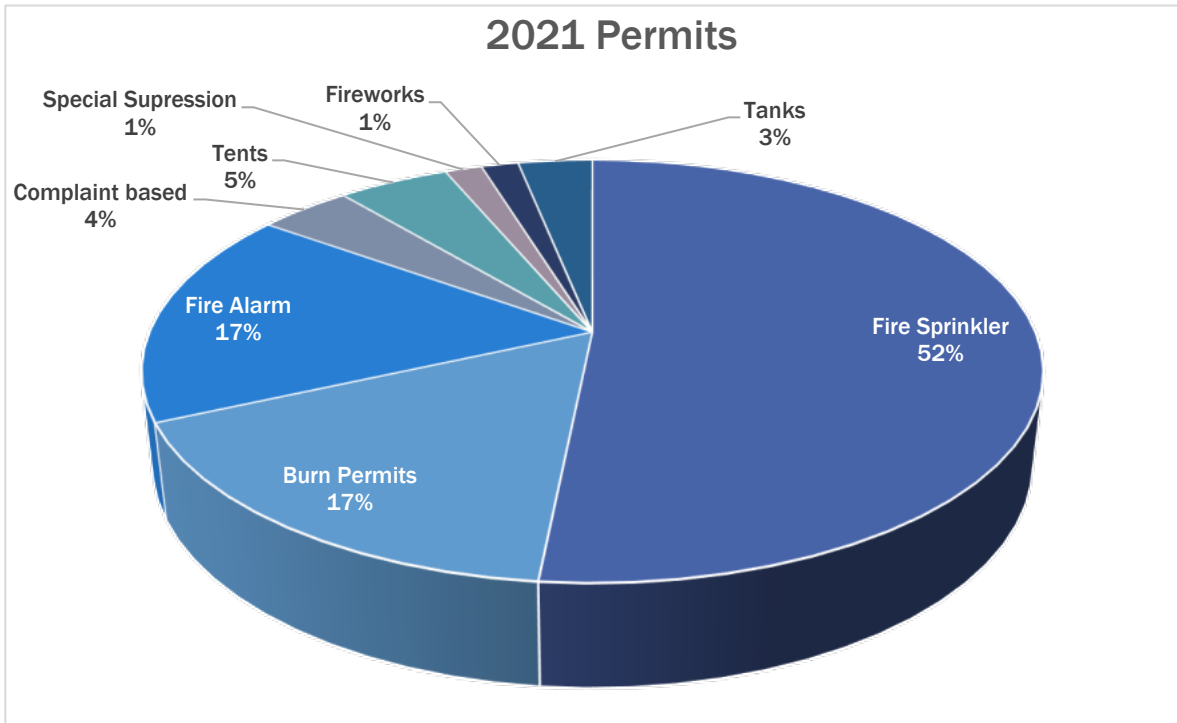
Respectfully Submitted,

Chief Brad Feist



**Striving for
excellence
with integrity
and respect
for our
community.**

INSPECTION/PERMIT ACTIVITY



Type	2021 Permits
Fire Sprinkler	65
Burn Permits	21
Fire Alarm	21
Complaint based	8
Tents	6
Special Suppression	2
Fireworks	2
Tanks	4
Total	129

PREVENTION AND PUBLIC RELATIONS

2021 Fire Prevention Week October 3rd – 9th

Deputy Fire Marshal Skow, Lieutenant Morgando, Firefighter Clements and Firefighter Willegalle participated in school visits throughout the week. School visits included Mary Queen of Peace, Rogers Elementary School, Primrose Daycare, Kids of Peace Daycare and Hassan Elementary School. During this week we reached roughly 450 children educating them on fire safety. Fire safety messages that were covered; firefighters are friends there to help, fire is a tool not a toy, and get out and stay out.

Public Relation Events participated in were:

National Noon Out with Seniors

National Night Out

First Responder Appreciation Night with Rogers Girls Lacrosse game

Rogers High School Basketball team heading to State Championship

Rogers High School Girls Volleyball heading to State Championship

Rogers Elementary last day of school ice cream social

St. Thomas Apostle Festival

Corcoran Demo Derby with 9/11 tribute

Word of Peace Trunk or Treat

Fire Investigations

Hennepin County Fire Investigations Team (HCFIT) assisted with investigations on several of our building fires, two of those fires were arson fires. Deputy Fire Marshal Kris Skow conducted fire investigations on building fires that occurred during the day keeping investigations in house.



National Night Out 2021



Rogers Fire completed the following training events:

- **Created and implemented virtual and in person training plans**
- **Conducted training on the first, third and potentially the fifth Tuesday of each month**
- **Emergency Medical Responder refresher training with North Memorial**
- **Hazmat and radiological emergency preparedness training**
- **Scenario Based Pump training**
- **Aerial device training**
- **Live house burn training**
- **Car fire training**
- **Auto extrication training**
- **Scene size up and radio operations training**
- **Ice Rescue, Sexual Harassment Awareness, Bloodborne pathogens, Fire Extinguisher Safety, Lock-out Tag-out, and Employee Right to know training with Target Solutions**
- **Incident Command training**
- **Relay pumping training**
- **Highway safety and cable barrier safety training**
- **Tanker drafting training for rural fire fighting**
- **Ground ladder operations training**
- **Elevator training**
- **Driver training**
- **MnFIRE training**
- **Stress/Hemorrhage/Crew Resource management training**
- **Members certified in Fire Apparatus Operations, Fire Instructor 1 and Train the trainer for Active Shooter training.**

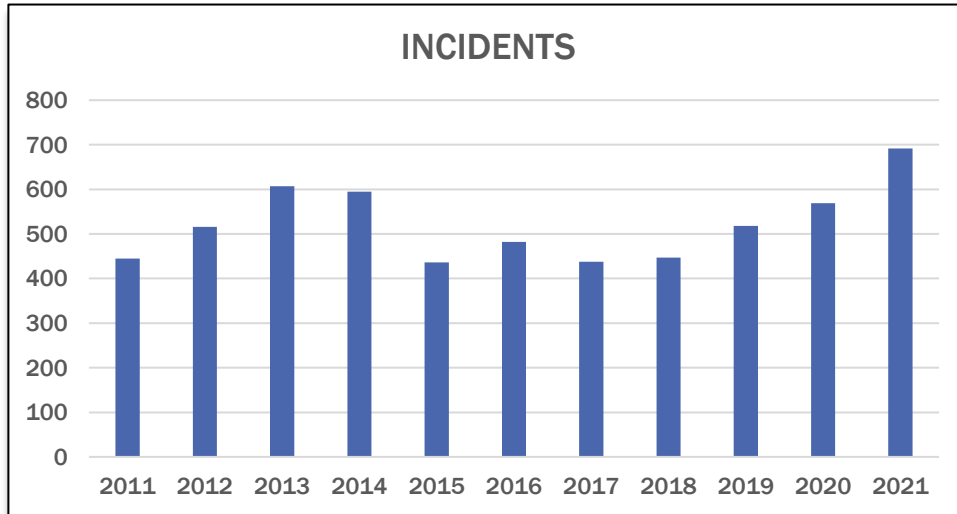
Elevator Training



Command Training

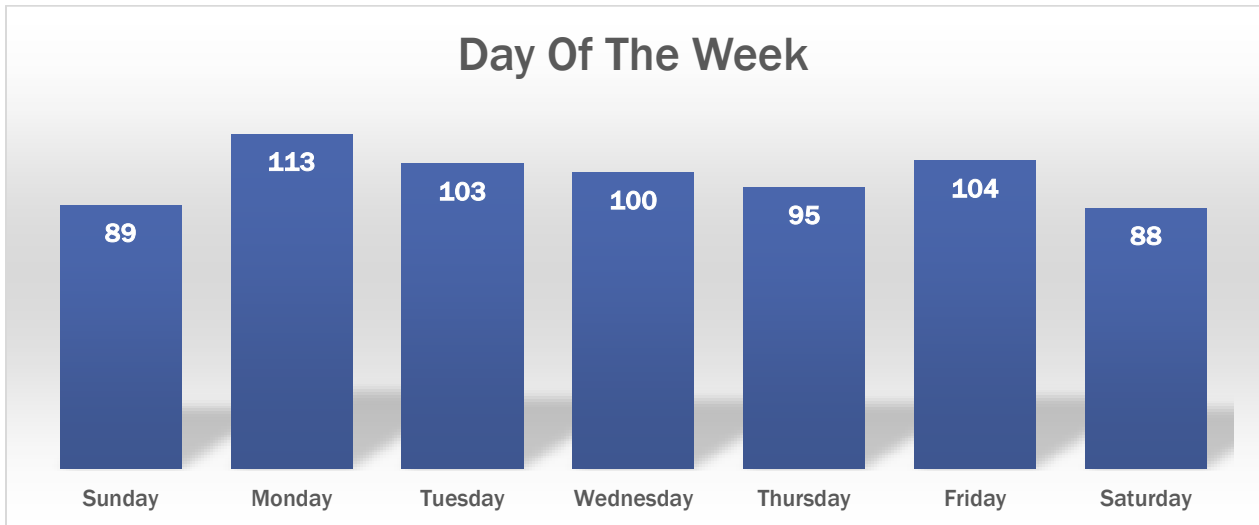


CALL VOLUME HISTORY



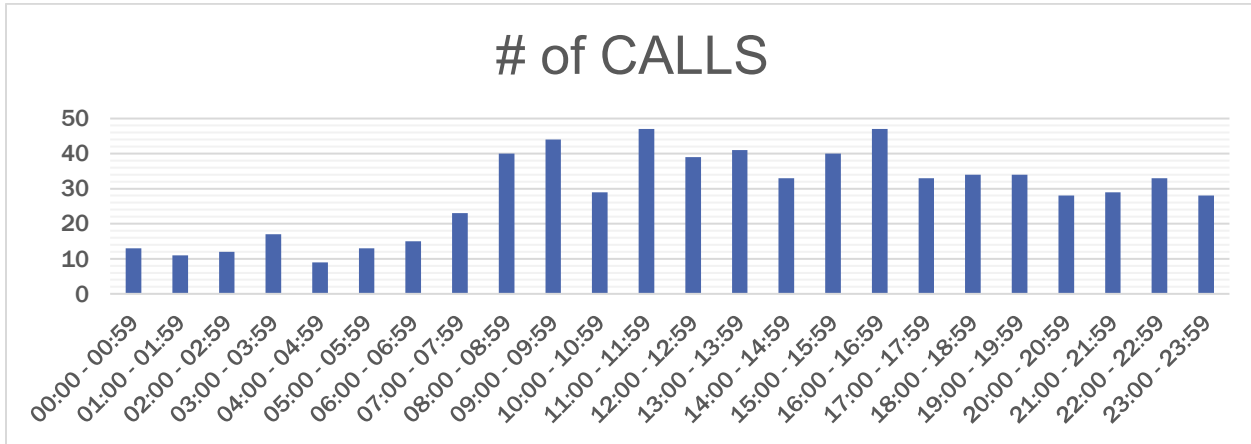
YEAR	INCIDENTS
2011	445
2012	516
2013	607
2014	595
2015	436
2016	482
2017	438
2018	447
2019	518
2020	569
2021	692

CALLS BY DAY OF THE WEEK



DAY OF THE WEEK	# INCIDENTS
Sunday	89
Monday	113
Tuesday	103
Wednesday	100
Thursday	95
Friday	104
Saturday	88
TOTAL	692

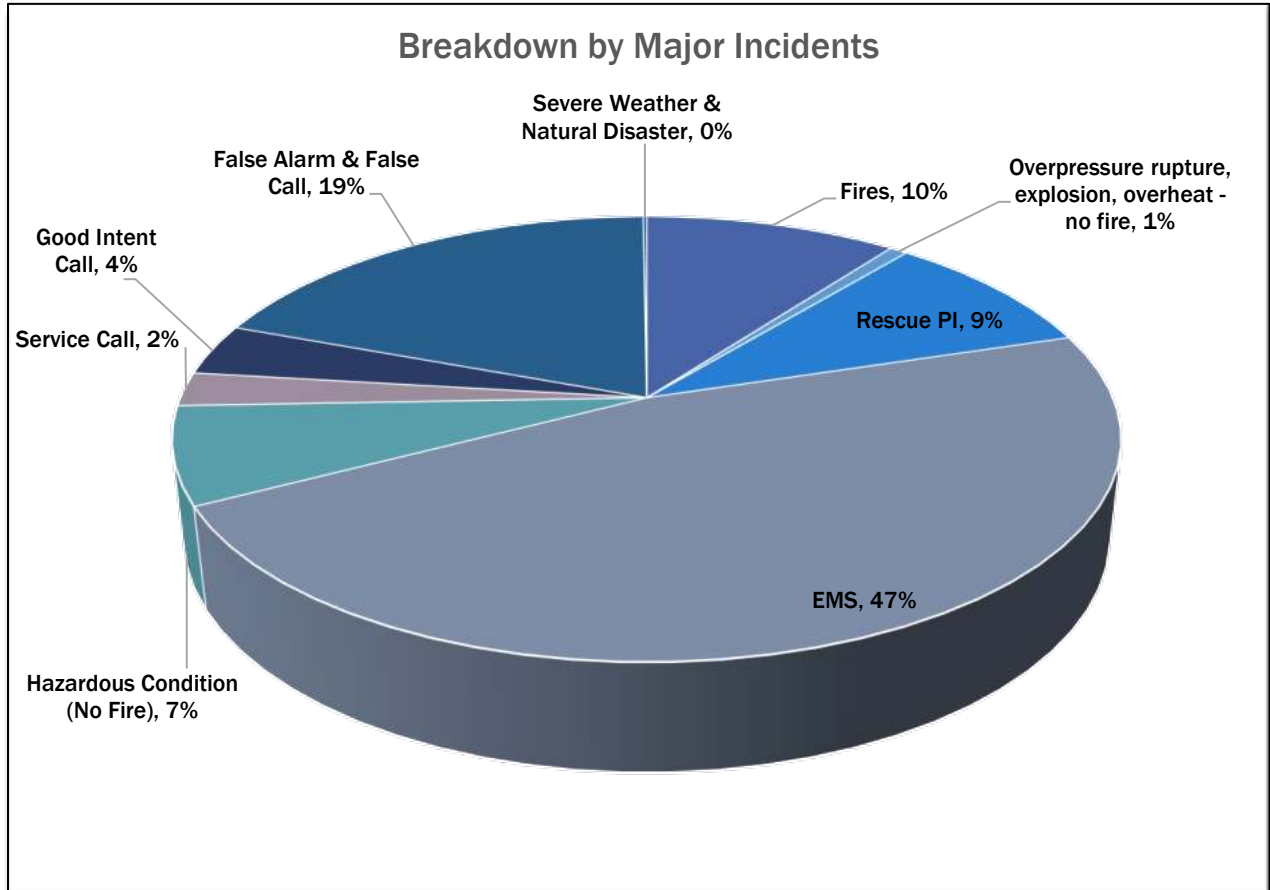
CALLS BY TIME OF DAY



HOUR	# of CALLS
00:00 - 00:59	13
01:00 - 01:59	11
02:00 - 02:59	12
03:00 - 03:59	17
04:00 - 04:59	9
05:00 - 05:59	13
06:00 - 06:59	15
07:00 - 07:59	23
08:00 - 08:59	40
09:00 - 09:59	44
10:00 - 10:59	29
11:00 - 11:59	47
12:00 - 12:59	39
13:00 - 13:59	41
14:00 - 14:59	33
15:00 - 15:59	40
16:00 - 16:59	47
17:00 - 17:59	33
18:00 - 18:59	34
19:00 - 19:59	34
20:00 - 20:59	28
21:00 - 21:59	29
22:00 - 22:59	33
23:00 - 23:59	28

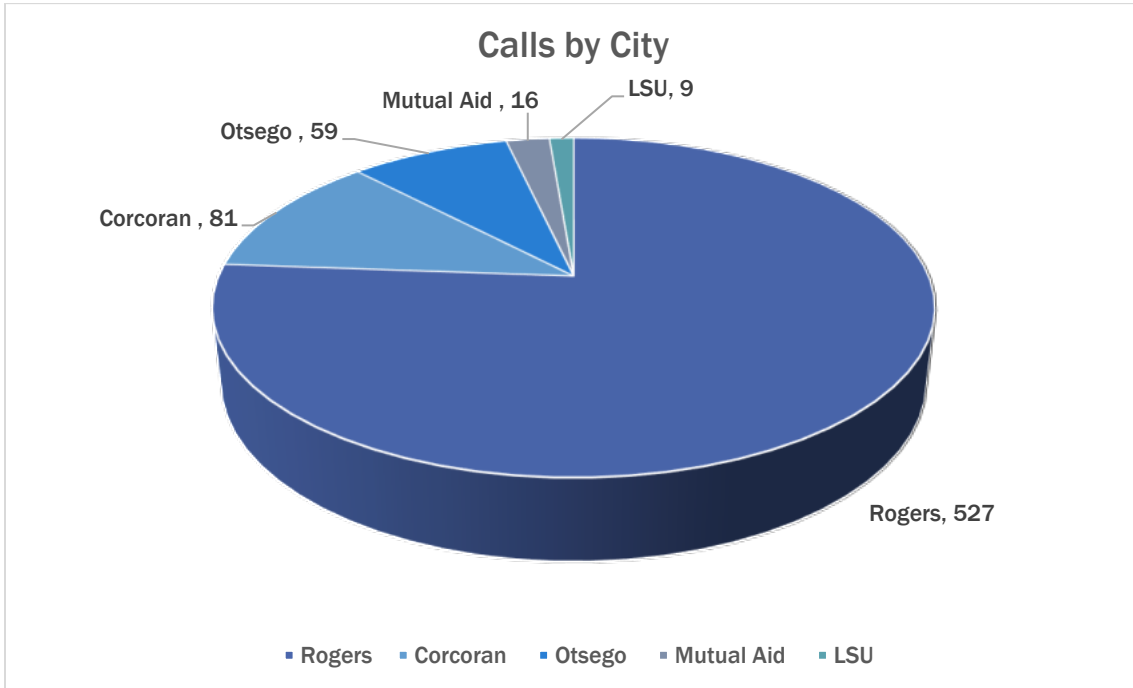
692

2021 Fire/EMS Call Activity



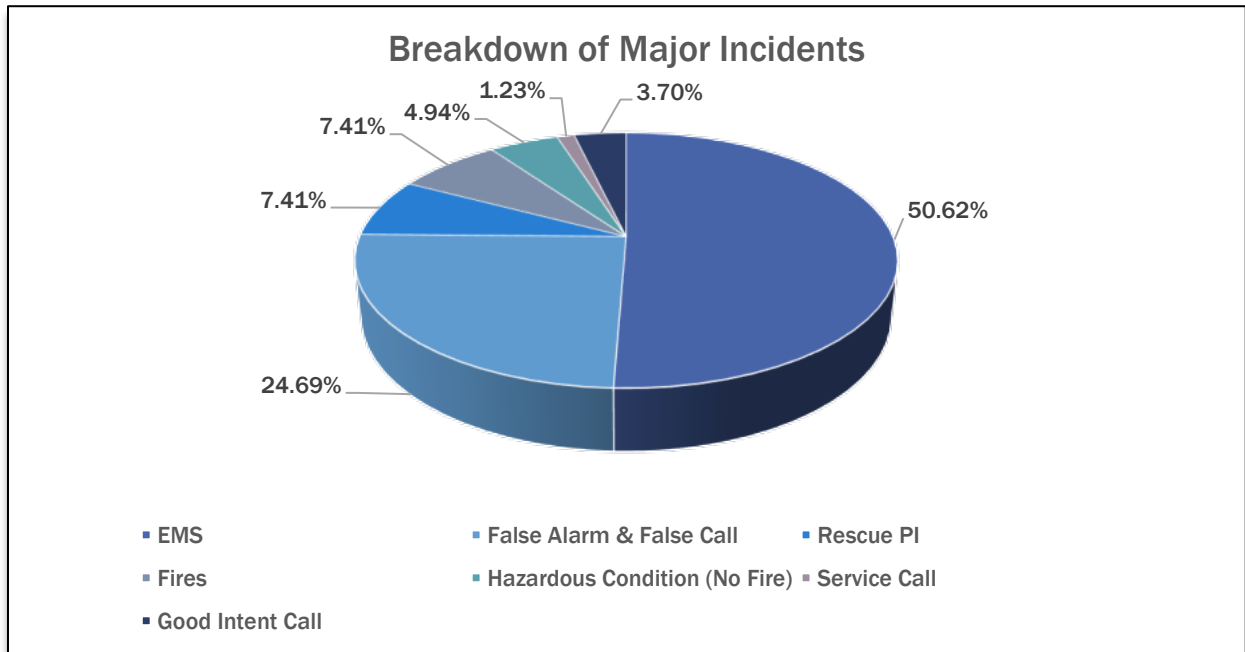
MAJOR INCIDENT TYPE	# INCIDENTS	% of TOTAL
Fires	71	10%
Overpressure rupture, explosion, overheating - no fire	5	1%
Rescue PI	64	9%
EMS	326	47%
Hazardous Condition (No Fire)	49	7%
Service Call	17	2%
Good Intent Call	26	4%
False Alarm & False Call	133	19%
Severe Weather & Natural Disaster	1	0%

CALLS BY CITY



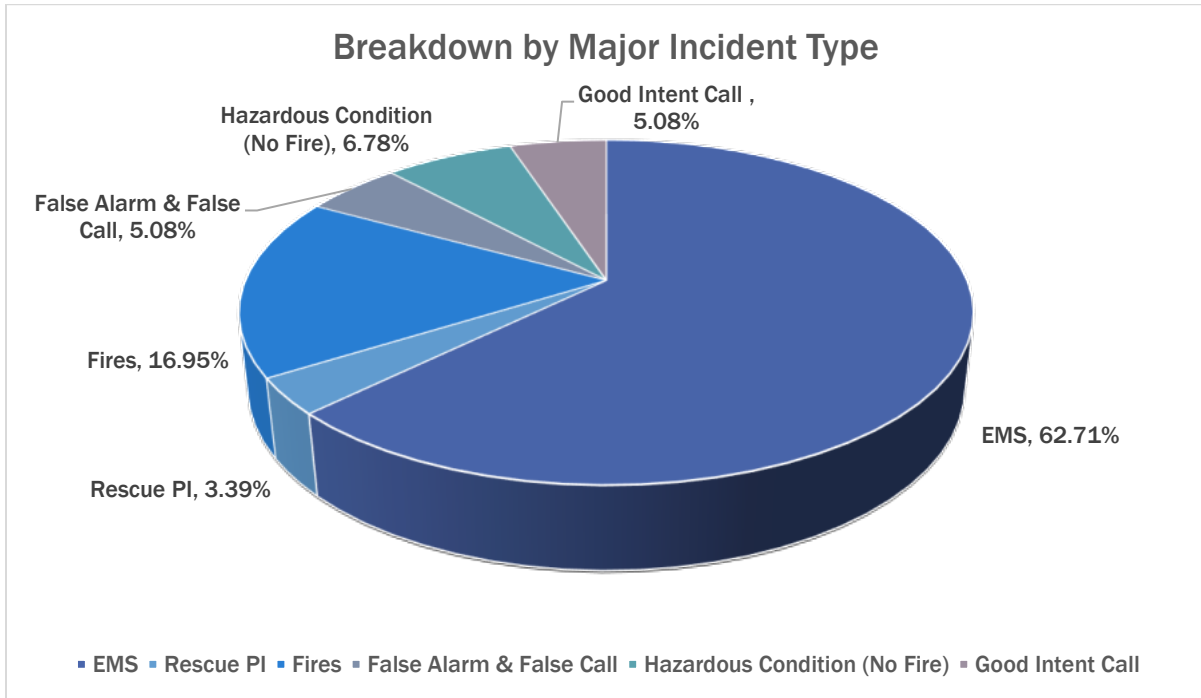
ZONE	NUMBER OF CALLS
Corcoran	81
LSU	9
Mutual Aid	16
Otsego	59
Rogers	527
TOTAL:	692

CALLS FOR CORCORAN



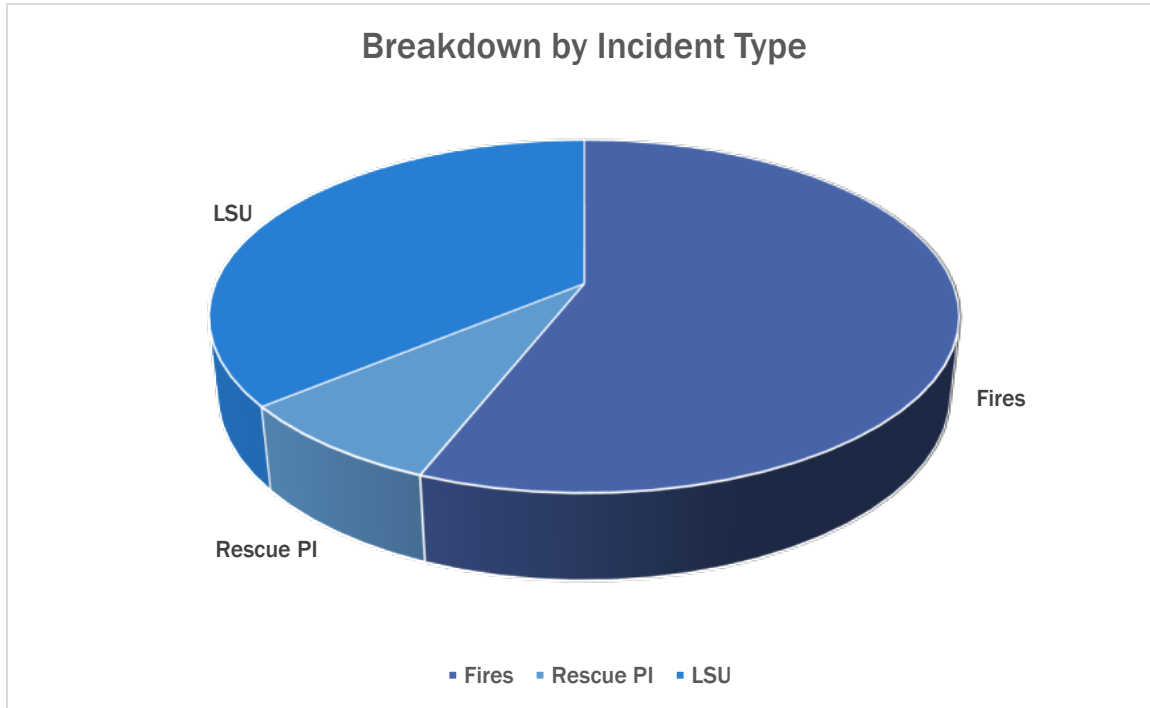
MAJOR INCIDENT TYPE	# INCIDENTS	% of TOTAL
EMS	41	50.62%
False Alarm & False Call	20	24.69%
Rescue PI	6	7.41%
Fires	6	7.41%
Hazardous Condition (No Fire)	4	4.94%
Service Call	1	1.23%
Good Intent Call	3	3.70%
TOTAL	81	

CALLS FOR OTSEGO



MAJOR INCIDENT TYPE	# INCIDENTS	% of TOTAL
EMS	37	62.71%
Rescue PI	2	3.39%
Fires	10	16.95%
False Alarm & False Call	3	5.08%
Hazardous Condition (No Fire)	4	6.78%
Good Intent Call	3	5.08%
TOTAL	59	

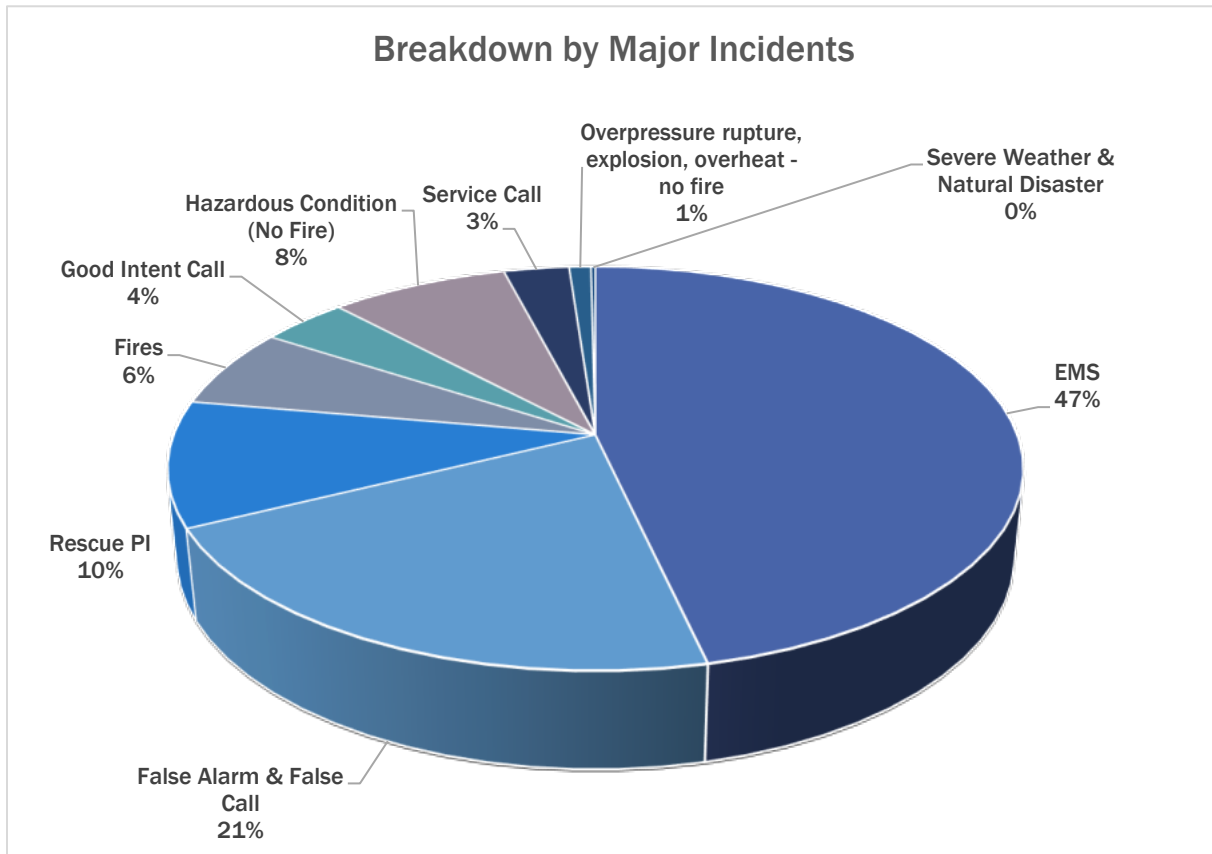
CALLS FOR MUTUAL AID



MAJOR INCIDENT TYPE	# INCIDENTS	% of TOTAL
Fires	14	56%
Rescue PI	2	8%
LSU	9	36%

Mutual Aid provided to Albertville, Brooklyn Center, Brooklyn Park, Crystal, Dayton, Edina, Elk River, Loretto, Maple Grove, New Hope and St. Michael.

CALLS FOR ROGERS



MAJOR INCIDENT TYPE	# INCIDENTS	% of TOTAL
EMS	240	46.42%
False Alarm & False Call	110	21.28%
Rescue PI	52	10.06%
Fires	33	6.38%
Good Intent Call	20	3.87%
Hazardous Condition (No Fire)	41	7.93%
Service Call	15	2.90%
Overpressure rupture, explosion, overheating - no fire	5	0.97%
Severe Weather & Natural Disaster	1	0.19%
Total	517	100%

